



Procedure Date: _____
Arrival Time: _____

Clenpiq Preparation Instructions for COLONOSCOPY

Five days before the procedure – no aspirin, aspirin products, fish oil or Vitamin E supplements

- If you are taking **Aspirin** based products, **fish oil** supplements, or extra **Vitamin E**, please contact our office for further instructions. If you are currently taking blood thinners such as **Coumadin, Xarelto, Eliquis, or Plavix**, please let your physician know immediately, as you must stop this medication several days prior to the exam to prevent excessive bleeding. You must also clear this with your primary care physician or cardiologist.
- Stop eating nuts, seeds, and quinoa.



Two days before the procedure

- Stop your fiber supplements (Kashi bars, high fiber cereals, Metamucil, Konsyl, Citrucel, Benefiber, etc.)


The entire DAY BEFORE the procedure

- You may have a light, low fiber breakfast before 9 a.m. in the morning. (e.g. plain yogurt, eggs, white toast – no butter). Do not eat vegetables, fruits, nuts, butter, milk, cheese, meat, or whole grain cereals.
- YOU MUST DRINK PLENTY OF CLEAR LIQUIDS THROUGHOUT THE ENTIRE DAY** – it is recommended that you drink a minimum of 32 fluid ounces of clear liquids spread out over the day **BEFORE** you start your prep. This will help prevent you from becoming dehydrated. Avoid red colored liquids.
- You will be on a clear liquid diet. A clear liquid is any liquid that you can put in a glass and see straight through it. Avoid red colored liquids or jello. You may have Jello, bouillon, consommé, apple, grape, or white cranberry juice, Gatorade, black coffee, tea, cola, or water. Anything that melts into a clear liquid (sorbet, Italian ice, ice, lifesavers) is allowed. Milk, cream, anything with pulp, or alcoholic beverages is **NOT** allowed. Solid food is **NOT** allowed.

The evening on the DAY BEFORE the procedure – Bottle #1 start at 5 pm to 6 pm

- If you were given a prescription for anti-nausea medications, take them 30 minutes prior to starting the prep solution
- 5 pm Bottle #1:** Drink the 5 oz bottle as directed. You may refrigerate the solution as you would like. Then drink **five** more glasses of water or clear liquid over the next two hours. GLASSES OF CLEAR LIQUID TO DRINK: 
- Afterwards, you may then drink all the clear liquids you like. We recommend you drink plenty of clear liquids to avoid dehydration and to clean out the colon.
- From 8 p.m. to 10 p.m. that evening, please drink another two glasses of any clear liquid you like. GLASSES OF CLEAR LIQUID TO DRINK before bedtime: 

The SAME MORNING of the procedure: Bottle #2 Starting at 4 hours before your arrival time as listed above.

- Then drink three more glasses of water or clear liquid over the next hour.
- GLASSES OF CLEAR LIQUIDS TO DRINK:  Finish these before you leave home.

PROCEDURE ARRIVAL TIME:	6:30 am	7:30 am	8:30 am	9:30 am	10:30 am	11:30 am	12:30 pm	After 1pm
Start Bottle #2 at	2:30 am	3:30 am	4:30 am	5:30 am	6:30 am	7:30 am	8:30 am	9 am

- You are to **STOP DRINKING** anything two hours prior to your arrival time. Please do **NOT** chew gum.
- Patients taking daily medications may take their regular morning dosages with a very small sip of water.
- If your stools are not watery and transparent “see through”, perform one Fleets enema at home to complete cleansing. If your colon is dirty and filled with stool, small polyps may be covered by the stools and you may need to repeat your colonoscopy sooner than usual.



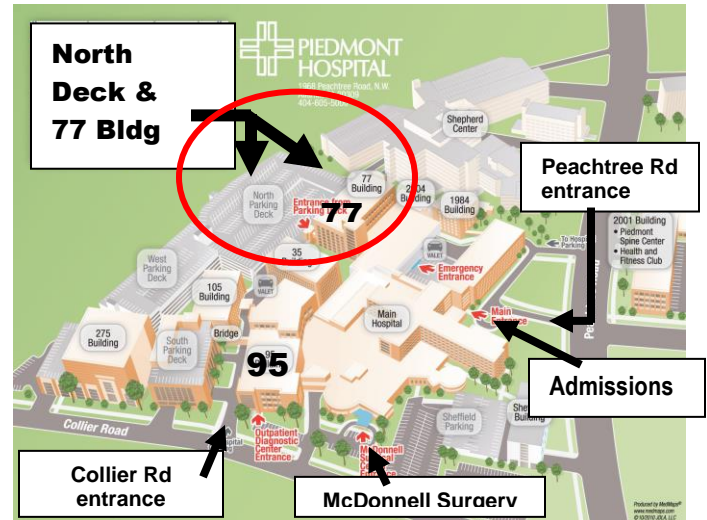
Procedure Date: _____

Arrival Time: _____

For COLONOSCOPY @ PIEDMONT HOSPITAL Park in the NORTH parking deck

Take the elevator to the bridge leading to the first floor on the main hospital level

- **COLONOSCOPY** – arrive at least 1 hour prior
 - 77 Collier Road, 1st floor 77 Bldg ENDO PREP (404)605-3462.
 - Report to ENDOSCOPY PREP by Elevator D.
 - The entire length of time you will spend for colonoscopy will be approximately 2.5 hours for registration, check-in, and the procedure.
 - Female patients of childbearing age (50 and under) should be prepared to give a urine specimen on arrival for pregnancy testing.



After the procedure

- You must have someone responsible drive you home after colonoscopy & ambulatory surgery - these are hospital rules because you will be given a sedative for the procedure. Your procedure will be cancelled, rescheduled or performed without sedation if you do not have a responsible escort home.
- You should plan to rest quietly for the remainder of the day. You may resume normal activity the next morning.
- You should not drive or make legal decisions for the remainder of the day.
- Biopsy/pathology reports take about 3-4 business days to get from the laboratory. Please allow this much time before contacting our office for your results.
- If you have any questions, please contact our office prior to your exam.

What should I bring with me?

- A list of your current medications with dosages
- Driver's license or government issued photo ID (as identification) and all insurance cards
- Eyeglasses if you wear them since you will be asked to sign legal documents
- Any forms your doctor has asked you to bring with you on the day of surgery
- Do NOT bring any valuables (money, jewelry, watch, etc.) with you. We cannot be responsible for valuables

Be sure to visit our website www.atlcrs.com to check our Frequently Asked Questions (FAQs) section.

(Page 2 of 2 – please see other side)
Property of ATL Colorectal Surgery